

KEY FACTS ON FOUNDATION GIVING FOR OAKLAND

July 2010–The Foundation Center

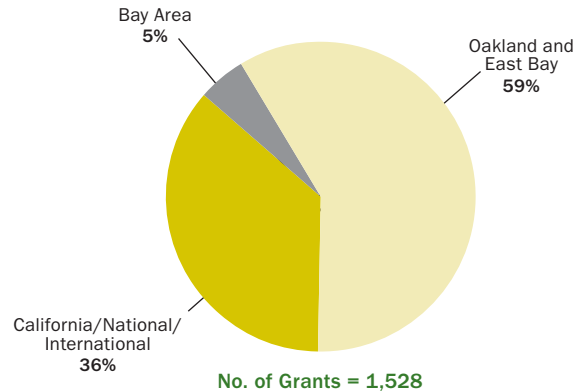
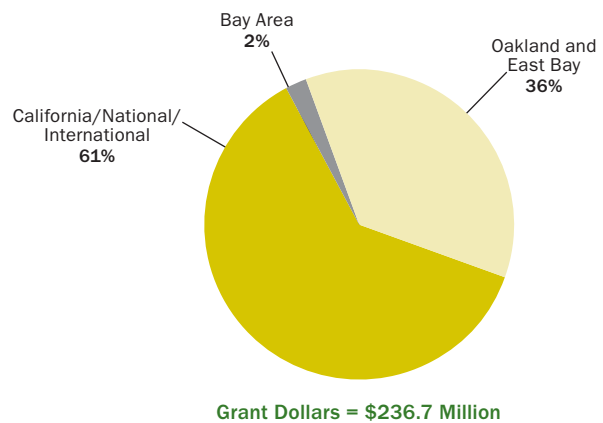
Oakland currently ranks as the 44th largest U.S. city, just ahead of Raleigh, North Carolina. Its ethnically and economically diverse population and strategic location in the dynamic Bay Area make it an ideal home for organizations ranging from local social service providers to national policy centers.

Oakland nonprofit institutions attracted nearly 1,530 grants totaling close to \$237 million from some of the largest U.S. foundations in 2008. (See Methodology for details.) Well over half of these grants (903) supported organizations with a mission primarily focused on Oakland and/or the East Bay. However, these grants tended to be smaller on average than those that supported organizations primarily serving the broader Bay Area, California, or beyond.

Overall, sampled foundations awarded \$86.2 million to Oakland and East Bay-focused recipients located in Oakland in 2008, or 36 percent of grant dollars targeting the city's nonprofits. If information were available on all foundation giving to these recipients, these figures would undoubtedly be higher.

California foundations provided the vast majority of support for Oakland's locally focused organizations in 2008, and their grant dollars prioritized elementary/secondary education (24 percent), followed by human services (20 percent), religion (16 percent), and public and other health (13 percent). By comparison, non-California foundations supporting locally focused recipients overwhelmingly favored elementary/secondary education (52 percent), followed by human services (10 percent) and public health (10 percent).

Foundation Support for Oakland Recipients by Recipients' Primary Focus 2008*



Note: Based on all grants of \$10,000 or more awarded by a set of 1,490 of the largest U.S. foundations. Due to rounding, percentages may not total 100 percent.

*The geographic focus of Oakland recipients was determined based on a review conducted by representatives of the Foundation Center, San Francisco Foundation, and East Bay Community Foundation. While a primary geographic focus was assigned to each recipient, the missions of these recipients may encompass a focus on other geographic areas.

Source for all data: The Foundation Center

For more information, contact Steven Lawrence, director of research, at (212) 620-4230 or sal@foundationcenter.org. "Key Facts on Foundation Giving for Oakland" is available at foundationcenter.org/gainknowledge.

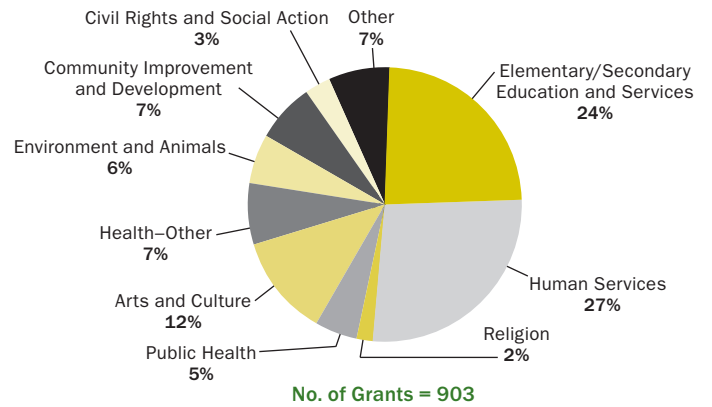
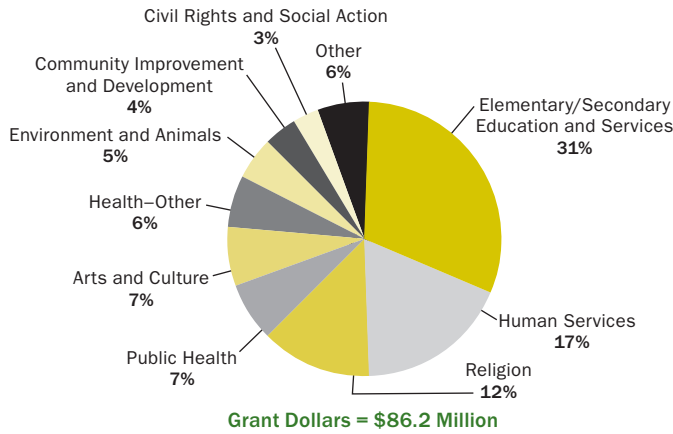
We gratefully acknowledge support for this report from The San Francisco Foundation and the Fund for the Oakland Mayor's Office of Public, Private Partnerships at the East Bay Community Foundation.



FOUNDATION CENTER

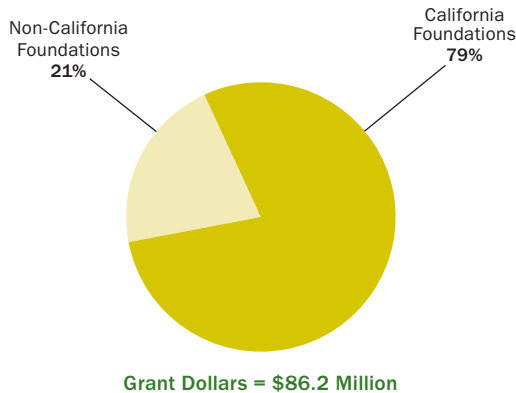
Knowledge to build on.

Foundation Support for Oakland Recipients Serving Oakland and the East Bay by Major Subject, 2008



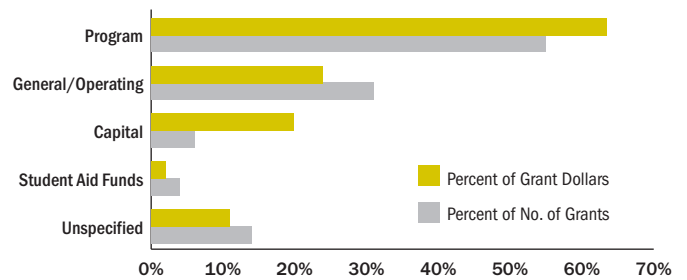
Note: Based on all grants of \$10,000 or more awarded by a set of 1,490 of the largest U.S. foundations.

Source of Foundation Support for Oakland Recipients Serving Oakland and the East Bay, 2008



Note: Based on all grants of \$10,000 or more awarded by a set of 1,490 of the largest U.S. foundations.

Foundation Support for Oakland Recipients Serving Oakland and the East Bay by Major Types of Support 2008



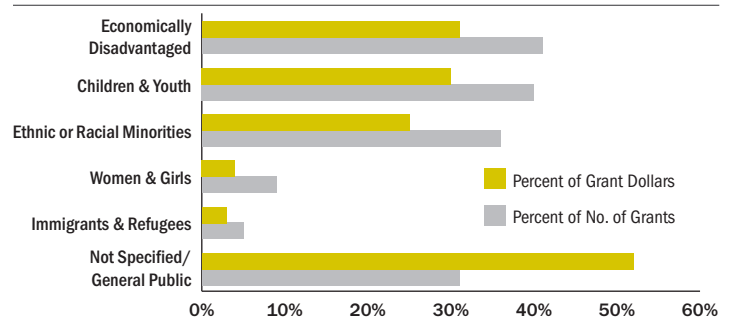
Note: Based on all grants of \$10,000 or more awarded by a set of 1,490 of the largest U.S. foundations. Due to rounding, percentages may exceed 100 percent.

Top 15 Oakland Recipients Serving Oakland and the East Bay by Foundation Support, 2008

Foundation Name	Amount	No.
1. Christ the Light Cathedral Corporation	\$9,500,000	2
2. Oakland Unified School District	7,008,543	17
3. Aspire Public Schools	5,898,076	9
4. Safe Passages	3,418,779	9
5. Bay Area Coalition for Equitable Schools	2,779,942	11
6. Head-Royce School	2,649,833	8
7. Urban Habitat	1,979,384	12
8. TransForm	1,836,382	10
9. Alameda County Medical Center	1,568,000	1
10. Chabot Space and Science Center Foundation	1,425,000	5
11. Samuel Merritt University	1,415,610	2
12. Oakland School for the Arts	1,390,000	12
13. College Track	1,359,000	35
14. Urban Strategies Council	1,325,804	9
15. Oakland, City of	1,230,000	4

Note: Based on all grants of \$10,000 or more awarded by a set of 1,490 of the largest U.S. foundations.

Foundation Support for Oakland Recipients Serving Oakland and the East Bay by Population Group, 2008



Note: Based on all grants of \$10,000 or more awarded by a set of 1,490 of the largest U.S. foundations. Includes population groups group benefiting from at least 5 percent of grant dollars or grants. Figures represent only grants awarded to recipient organizations that could be identified as serving specific populations or grants whose descriptions specified a benefit for a specific population. These figures do not reflect all giving benefiting these groups. In addition, grants may benefit multiple population groups, e.g., a grant for homeless children, and would therefore be counted more than once. For estimates of the share of foundation funding that actually targets communities of color in California, see McGill, L., and B. Bryan, *Building Diversity: A Survey of California Foundation Demographics, Policies, and Practices*, New York: Foundation Center, 2009.

Top 25 California Foundations by Support for Oakland Recipients Serving Oakland and the East Bay, 2008

Foundation Name	City	Amount	No.
1. Wayne & Gladys Valley Foundation	Oakland	\$15,205,000	27
2. East Bay Community Foundation	Oakland	14,782,809	175
3. California Endowment	Los Angeles	3,726,442	26
4. Gordon and Betty Moore Foundation	Palo Alto	3,505,386	9
5. Evelyn and Walter Haas, Jr. Fund	San Francisco	3,370,000	30
6. San Francisco Foundation	San Francisco	3,309,816	112
7. Kaiser Permanente Corporate Giving Program ¹	Oakland	2,665,610	4
8. T. Gary and Kathleen Rogers Supporting Family Foundation ¹	Oakland	2,514,500	68
9. Y & H Soda Foundation	Moraga	2,070,250	51
10. William and Flora Hewlett Foundation	Menlo Park	1,774,500	11
11. Silicon Valley Community Foundation	Mountain View	1,737,500	44
12. California Wellness Foundation	Woodland Hills	1,450,000	8
13. Bernard Osher Foundation	San Francisco	1,196,000	5
14. Walter and Elise Haas Fund	San Francisco	1,136,210	27
15. Annenberg Foundation	Los Angeles	1,000,000	1
16. Charles and Helen Schwab Foundation	Palo Alto	835,000	5
17. Hedco Foundation	Danville	648,546	4
18. Koret Foundation	San Francisco	555,000	5
19. Richard and Rhoda Goldman Fund	San Francisco	505,000	5
20. Clorox Company Foundation ¹	Oakland	502,500	19
21. Wells Fargo Foundation	San Francisco	487,000	19
22. S. H. Cowell Foundation	San Francisco	425,000	3
23. Noyce Foundation	Palo Alto	402,125	2
24. William G. Irwin Charity Foundation	San Francisco	400,000	2
25. Lakeside Foundation	Lafayette	340,000	7

Note: Based on all grants of \$10,000 or more awarded by a set of 1,490 of the largest U.S. foundations.

¹Giving is distributed through the East Bay Community Foundation.

Top 25 Non-California Foundations by Support for Oakland Recipients Serving Oakland and the East Bay, 2008

Foundation Name	State	Amount	No.
1. Bill & Melinda Gates Foundation	WA	\$2,899,727	1
2. Ford Foundation	NY	2,435,000	4
3. Robert Wood Johnson Foundation	NJ	1,849,937	6
4. Charter School Growth Fund	CO	1,800,000	3
5. Carnegie Corporation of New York	NY	1,600,700	1
6. Simons Foundation	NY	1,250,000	5
7. Marguerite Casey Foundation	WA	855,000	4
8. Walton Family Foundation	AR	720,000	5
9. Michael and Susan Dell Foundation	TX	677,391	2
10. Wachovia Wells Fargo Foundation	NC	659,000	19
11. Kresge Foundation	MI	450,000	1
12. Bank of America Charitable Foundation	NC	425,000	12
13. Surdna Foundation	NY	345,000	4
14. Edna McConnell Clark Foundation	NY	250,000	1
15. Annie E. Casey Foundation	MD	184,500	4
16. Irving Harris Foundation	IL	150,000	1
17. Horace W. Goldsmith Foundation	NY	100,000	1
18. Mertz Gilmore Foundation	NY	100,000	1
19. State Street Foundation	MA	90,000	6
20. John Merck Fund	MA	79,000	1
21. Nathan Cummings Foundation	NY	75,000	1
22. U.S. Bancorp Foundation	MN	70,000	3
23. Comcast Foundation	PA	70,000	2
24. Macy's Foundation	OH	67,150	5
25. Skirball Foundation	NY	65,000	2

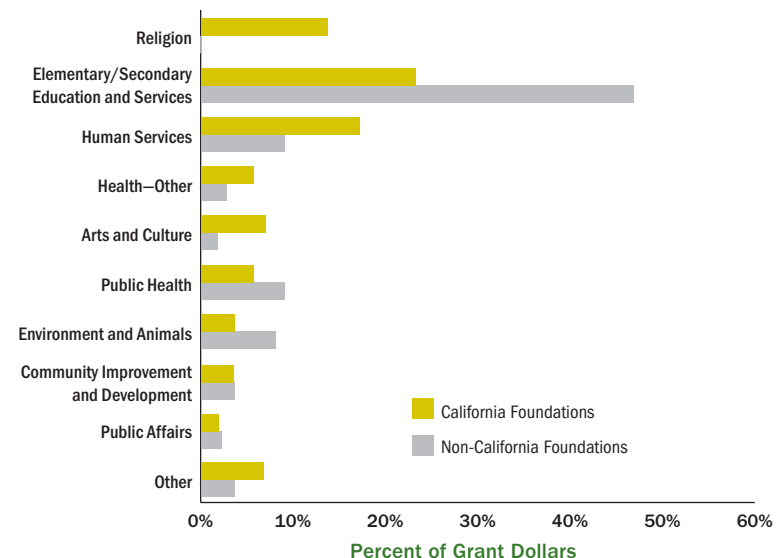
Note: Based on all grants of \$10,000 or more awarded by a set of 1,490 of the largest U.S. foundations.

Methodology

The findings presented in this fact sheet are based on the Foundation Center's annual grants sample database, which includes all of the grants of \$10,000 or more awarded to organizations by 1,490 of the largest U.S. foundations in 2008. Their funding accounted for more than half of grant dollars awarded by all of the nation's foundations that year. The sample does not capture giving by smaller foundations, which provide substantial support to locally focused Oakland recipients.

The Foundation Center worked in partnership with the East Bay Community Foundation and San Francisco Foundation to classify Oakland-based recipient organizations as having missions primarily—albeit, not exclusively—focused on Oakland and the East Bay, the broader Bay Area, or beyond the Bay Area. Among the 387 Oakland organizations that received grants in the 2008 sample, 225 were defined as principally local in focus, 27 as focused on the broader Bay Area, and 135 as focused beyond the Bay Area.

California and Non-California Foundation Support for Oakland Recipients Serving Oakland and the East Bay by Major Subject, 2008



Note: Based on all grants of \$10,000 or more awarded by a set of 1,490 of the largest U.S. foundations.